

Grade 1

Reader's Workshop
Student Activities
Unit 2 Week 1

Day 1

Grade 1

Unit 2 | Week 1 | Day 1

Read

Listen to the Unit 2 Introduction Video

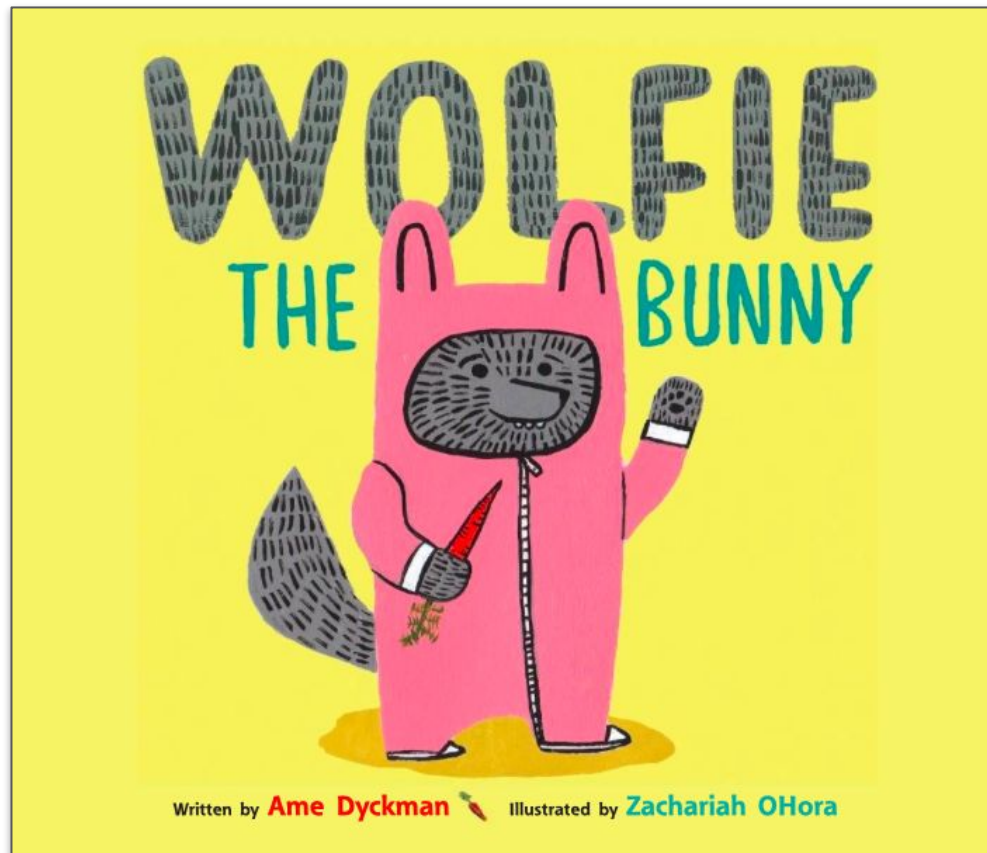


Grade 1

Unit 2 | Week 1 | Day 1

Read

Read and listen to the *Interactive Text*, **Wolfie the Bunny**.



Grade 1


Unit 2 | Week 1 | Day 1

Respond & Write

Think, talk and write about the following:

- As you listen to the story, create mental images or pictures in your mind of what you are hearing. Use your senses to help you. Tell how things would look, taste, smell, sound or feel?

**You may capture your thinking below or in your ebook in Benchmark Universe.*



Great job!

See you tomorrow.


Day 2

Grade 1

Unit 2 | Week 1 | Day 2

Read

Read the *Leveled Text: Betty the Bee*. As you read, identify the key details in the text.



Grade 1


Unit 2 | Week 1 | Day 2

Respond & Write

Think, talk and write about the following:

- Page 2:** Where is Betty the Bee?
- Pages 4–5, 16:** Does this book tell a story or give information? How do you know?
- Page 16:** How do you think Mama Bee feels on page 16?
- Page 2–14:** What does Betty the Bee mostly do in the story?

**You may capture your thinking below
or in your ebook in Benchmark Universe.*



You did it!

Wahoooo

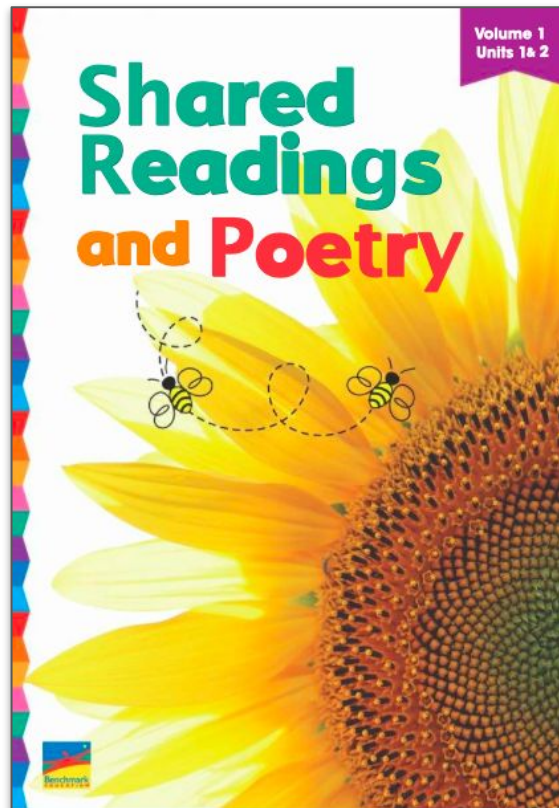
Day 3

Grade 1

Unit 2 | Week 1 | Day 3

Read

Read and listen to “Look In a Book” from Shared Readings and Poetry on pages 16–17.



▶ Look in a Book!


Reading a book
is a very big treat.
Who knows what will happen
or whom you will meet?

You may meet a girl
in a little red hood.
You may meet a wolf
who is up to no good!



▶ You may meet three bears
who are out for a walk.
You may meet a boy
with a giant beanstalk!

There's so much to see,
if you know where to look.
So make some new friends
inside your next book!



Grade 1


Unit 2 | Week 1 | Day 3

Respond & Write

Think, talk and write about the following:

- As you listen to the story, think about the characters you meet. Which character is most interesting to you and why?

**You may capture your thinking below or in your ebook in Benchmark Universe.*



Awesome!

Nice work today.

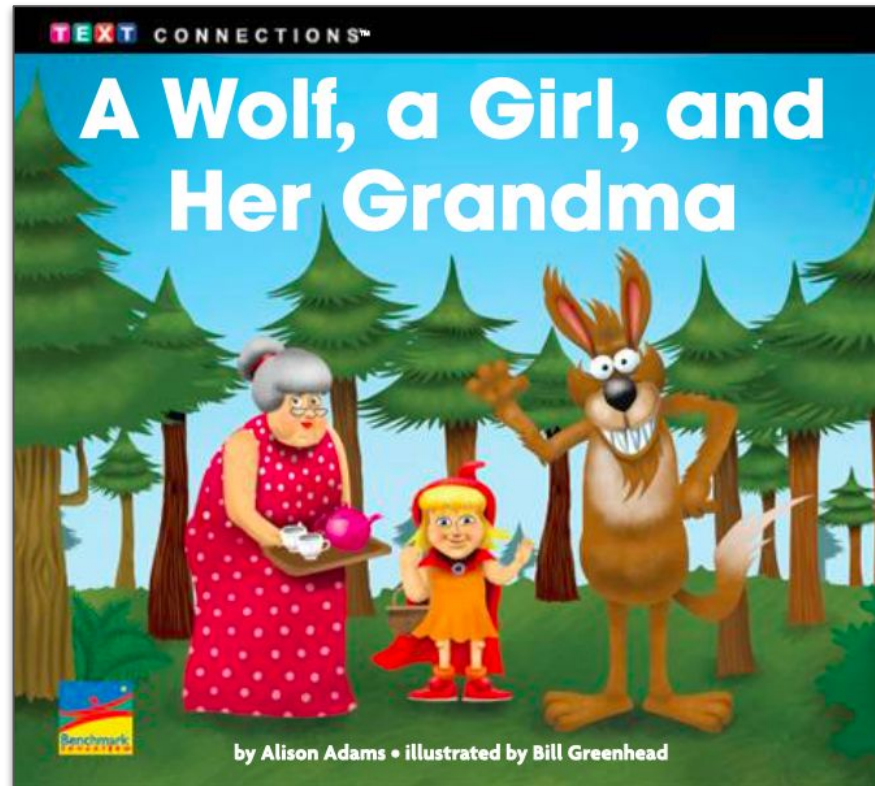
Day 4

Grade 1

Unit 2 | Week 1 | Day 4

Read

Read the *Leveled Text: A Wolf, a Girl, and Her Grandma*. As you read, identify the key details in the text.



Grade 1


Unit 2 | Week 1 | Day 4

Respond & Write

Think, talk and write about the following:

- Page 3:** Where is Little Red going?
- Page 8–9:** Why isn't Big Bad Wolf able to get the pies in the woods?
- Page 10–16:** What is Big Bad Wolf's last plan to get the pies? Does it work?
- Page 4–11:** Does Big Bad Wolf like pie? What details in the story help you to know?

**You may capture your thinking below or in your ebook in Benchmark Universe.*



Looking good!

Keep up the great work.

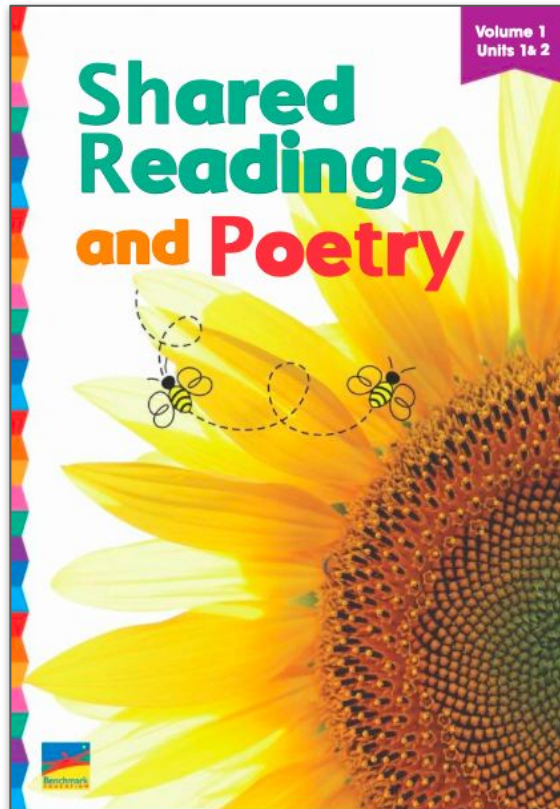
Day 5

Grade 1

Unit 2 | Week 1 | Day 5

Read

Read and listen to “Old Mother Hubbard” from Shared Readings and Poetry on pages 18–19.



Old Mother Hubbard

Old Mother Hubbard
Went to the cupboard
To get her poor dog a bone,
But when she went there,
The cupboard was bare,
And so the poor dog had none.



She went to the hatter's
To buy him a hat,
But when she came back,
He was chasing the cat.



18

She went to the grocer's
To buy him some fruit,
But when she came back,
He was playing the flute.



She went to the tailor's
To buy him a coat,
But when she came back,
He was riding the goat.



She went to the barber's
To buy him a wig,
But when she came back,
He was dancing a jig.



19

Grade 1


Unit 2 | Week 1 | Day 5

Respond & Write

Think, talk and write about the following:

- As you listen to and read the text, look for words that help you create a mental image or a picture in your mind. Write those words.

**You may capture your thinking below
or in your ebook in Benchmark Universe.*



Great week!

See you soon.