

# Grade 1

Writer's Workshop  
Student Activities  
Unit 2 Week 1

Day 1

# Grade 1

Unit 2 | Week 1 | Day 1

## Focus

Learning Goals we will study and work on for the next 3 weeks:

- Writers write informational books to teach readers about a topic.
- Writers make their writing readable.




Click here  
for paper

# Grade 1

Unit 2 | Week 1 | Day 1

## Focus

**Reflect** as you read and listen to the narrative from the Mentor Text: *A Mountain Gorilla Grows Up*.



# Grade 1

Unit 2 | Week 1 | Day 1

## Practice


### Reflect as you listen to the Mentor Text: *A Mountain Gorilla Grows Up.*

- As you read the mentor text, notice how the author uses words and pictures to teach you about gorillas.


Chapter 1

#### A Gorilla Is Born


Baby gorillas need a lot of care. At birth, they **look similar** to their parents. However, these young animals are much smaller than **adult** gorillas. A baby gorilla's first food is its mother's milk.



A baby gorilla weighs about 1.8 kilograms (4 pounds).



A mother gorilla cares for her baby.



An adult male gorilla can weigh nearly 227 kilograms (500 pounds).

The bold words were on page 2-3.

There are lots of pictures!

Each part has a focus.

#### Glossary

<b>adult</b> fully grown. See page 6.	<b>endangered</b> in danger of being lost. See page 6.	<b>newborn</b> a brand new baby. See page 6.
<b>silverback</b> an adult male gorilla that has grey or silver hair on its back. See page 13.	<b>similar</b> like but not exactly the same. See page 6.	<b>species</b> a group of animals that are alike. See page 4.

#### Index

adult, 6, 12, 14	newborn, 8	species, 4
Africa, 4	parents, 6, 8, 10	sunrise, 4, 11, 14
habitat, 14	silverback, 12	trapped forest, 4
meal, 10	similar, 6	

#### About Dian Fossey

Born: January 16, 1932  
Died: December 20, 1985  
Birthplace: San Francisco, California

What did she do?  
Dian Fossey was an American scientist. She studied mountain gorillas in Africa for more than eighteen years. She wrote about them.

How did she do it?  
Fossey studied gorillas that lived in the wild. She watched them and wrote books about them. She started an organization that helped study and protect gorillas.

Fossey's Contributions  
Sometimes humans cut down forests where gorillas live. Sometimes humans trap and kill the gorillas just for fun. Fossey helped teach the world that gorillas need our protection.

Now It's Your Turn  
What have all animals ever done for us to help protect? What have you ever learned with a partner?

The words in the glossary are bolded in the chapters.

This page teaches us about the author.

Chapter 3

#### A Gorilla Becomes an Adult

When a male gorilla is about ten years old, it grows silver hair on its back. This is when it becomes a **silverback**, or an adult male gorilla. At the same age, many female gorillas have their first baby. Most adult males leave their families to live with a new gorilla group.



Every part has a function.

#### Conclusion

A mountain gorilla is born small and helpless, or unable to take care of itself. It grows up to be a big, strong adult gorilla. Adult gorillas work together to protect one another and to help their young survive.

Great job!

See you tomorrow.


Day 2

# Grade 1

Unit 2 | Week 1 | Day 2

## Focus

**Reflect** as you read and listen to the narrative from the Mentor Text: *A Mountain Gorilla Grows Up*.





## Practice

### Reflect as you listen to the Mentor Text: *A Mountain Gorilla Grows Up*.

- As you read the mentor text, what did the author include in their images that taught you about the topic?

This image is a map of where gorillas live. It is zoomed in to show the exact spot up close.

This picture takes up the whole background of the page to show what it's like where gorillas live.

**Introduction**  
Mountain gorillas live in tropical forests in Africa. Fewer than 1,000 of this species, or kind, of gorilla are left in the world. That means they are **endangered**. Like humans, gorillas care for their young. They help their babies survive, or stay alive.

**Where Mountain Gorillas Live**







▲ Mountain gorillas live in the central part of Africa.

▲ Mountain gorillas live in areas with a lot of vegetation, or plants.

**A Mountain Gorilla Grows Up**  
Mountain gorillas are amazing animals that live in African forests. Read about how baby gorillas grow and learn to survive.

**About the Author**  
Sarah Albee has lived in many places around the world. She has seen many gorillas and has learned a lot about them.

**Glossary**

 <b>adult</b> fully grown See page 6.	 <b>endangered</b> rare; in danger of dying out See page 4.	 <b>newborn</b> a brand-new baby See page 6.
 <b>silverback</b> on adult male gorilla that has gray or silver hair on its back See page 12.	 <b>smiler</b> calls but not exactly like a human See page 6.	 <b>species</b> a group of animals that are alike See page 4.

**Index**

adult, 4, 12, 14	newborn, 6	species, 4
Africa, 4	parents, 6, 8, 10	smiler, 4, 11, 14
habitat, 14	silverback, 12	tropical forests, 4
nest, 10	smile, 6	

Benchmark Education Company  
Benchmark Education Content

16

You did it!

Wahoooo

Day 3

# Grade 1

Unit 2 | Week 1 | Day 3

## Focus

Reflect on the following strategy: *I'm an Expert.*

1. Ask myself: “What is something I know a lot about?”
2. Picture in my head how I spend a lot of my time or what I like a lot.
3. Name some of those topics across my fingers.

# Grade 1

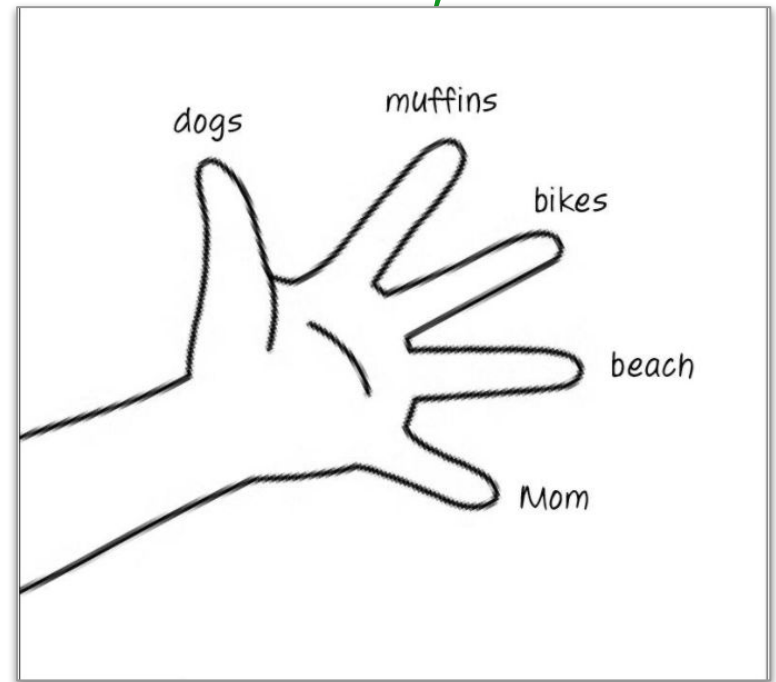
Unit 2 | Week 1 | Day 3

## Practice

Reflect and **practice** the strategy with your writing today:

*\*You may capture your thinking below .*

Example



Awesome!

Nice work today.

Day 4

# Grade 1

Unit 2 | Week 1 | Day 4

## Focus

Reflect on the following strategy: **Making a Table of Contents Page.**

1. Remind yourself of your topic and everything you can teach about it.
2. List each category that you can teach out loud. List them across your fingers if that helps.
3. List each category on a different line on your paper.




# Grade 1

Unit 2 | Week 1 | Day 4

## Practice

Reflect and **practice** the strategy with your writing today:

*\*You may capture your thinking below .*



*Example*



Muffins are delicious!  
What are muffins?  
When do you eat them?  
What supplies do you need?  
How do you make them?

Looking good!

Keep up the great work.

Day 5

# Grade 1

Unit 2 | Week 1 | Day 5

## Focus

Reflect on the following strategy: **Touch and Tell, then Sketch, Sketch, Sketch!**

1. Spread out your pages in front of you.
2. Touch each page and tell a little about the category that will go on that page.
3. Sketch that category on its page.
4. Repeat until you have sketched all your pages.


# Grade 1

Unit 2 | Week 1 | Day 5


## Practice

Reflect and **practice** the strategy with your writing today:

*\*You may capture your thinking below .*



Example



Great week!

See you soon.